

Scaled data based on original data using
LM-79-08 Approved Method: Electrical and Photometric Measurements of Solid-
State Lighting Products

Test Report Prepared for
Cooper Lighting Solutions
(formerly Eaton)

Brand: McGRAW-EDISON

Report Number: P200263

Luminaire Tested: **GWC-AF-01-LED-E1-RW-7050**

Issue Date: 3/3/2020

Test Information

Test Method: LM-79-08
Report Number: P200263
TEST IS SCALED FROM IESNA LM-79-08 TEST DATA (P24166)
Test Lab: INNOVATION CENTER P2
Issue Date: 3/3/2020
Manufacturer: COOPER LIGHTING SOLUTIONS (FORMERLY EATON)
Product Line: MCGRAW-EDISON
Catalog Number: GWC-AF-01-LED-E1-RW-7050
Description: GALLEON WALL LUMINAIRE
(1) 70 CRI, 5000K, 1050mA LIGHTSQUARE WITH 16 LEDS EACH AND RECTANGULAR WIDE OPTICS
Light Source: -
Ballast/Driver: ELECTRONIC DRIVER

Summary

Lumens per Lamp: N/A
Luminaire Lumens: 6498 lumens
Efficiency: N/A
Efficacy: 110.1 lumens/watt
Luminous Opening: Rectangular (W 0.5' x L: 0.5' x H: 0')
IES Classification: Type II - Medium - Full Cutoff
BUG Rating: B3 - U0 - G3

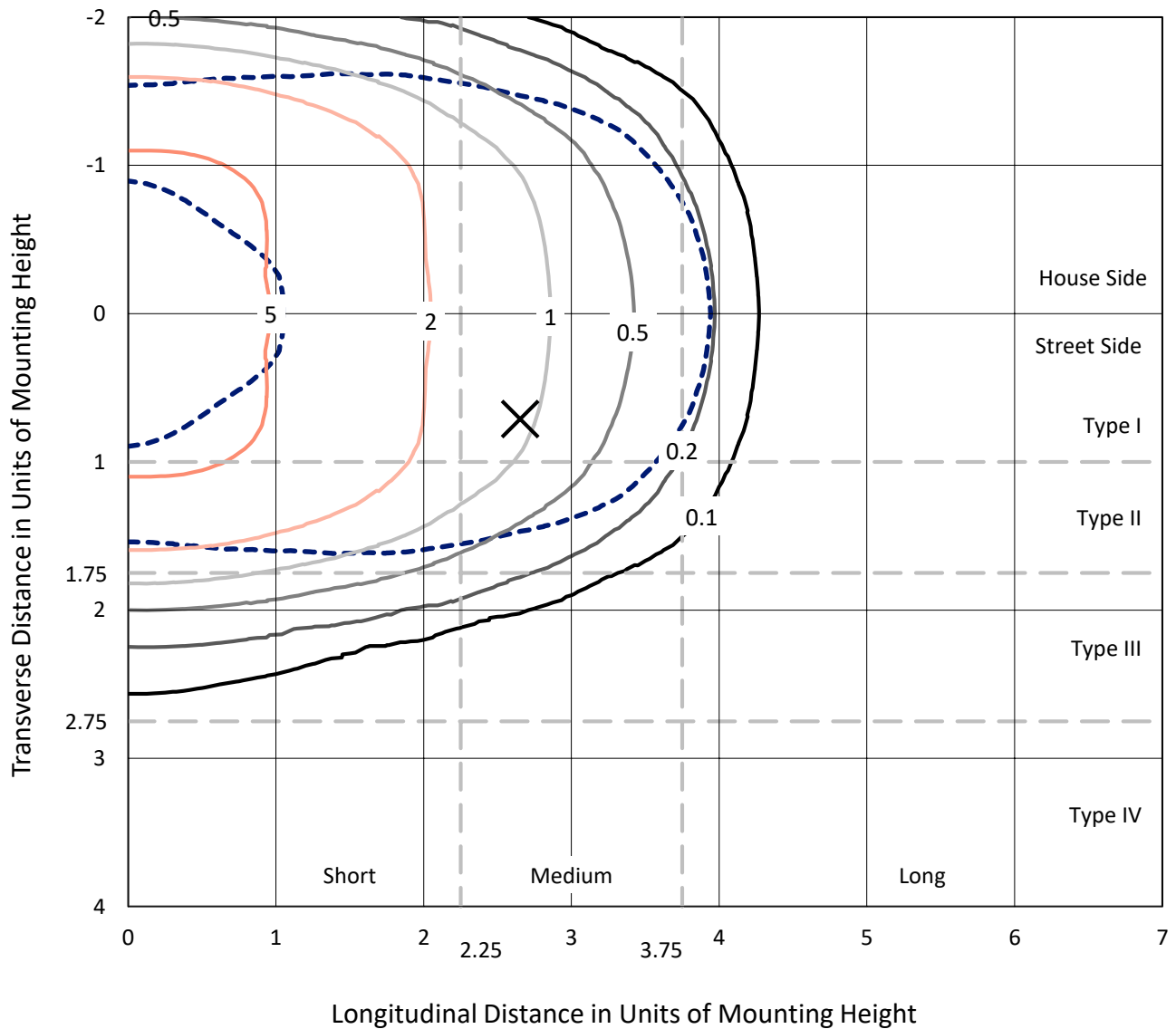
Input Watts (W): 59
Input Voltage (V): NR
Input Current (Ain): NR
Voltage Rise (V): NR
Power Factor: NR
Total Harmonic Distortion (THDi): NR
Frequency (hertz): 60
Stabilization Time: NR
Operation Time: NR
Ambient Temperature (°C): NR
Test Distance: 25 FT



REPORT NUMBER: P200263
 CATALOG NUMBER: GWC-AF-01-LED-E1-RW-7050

Iso-Footcandle Lines of Horizontal Illumination

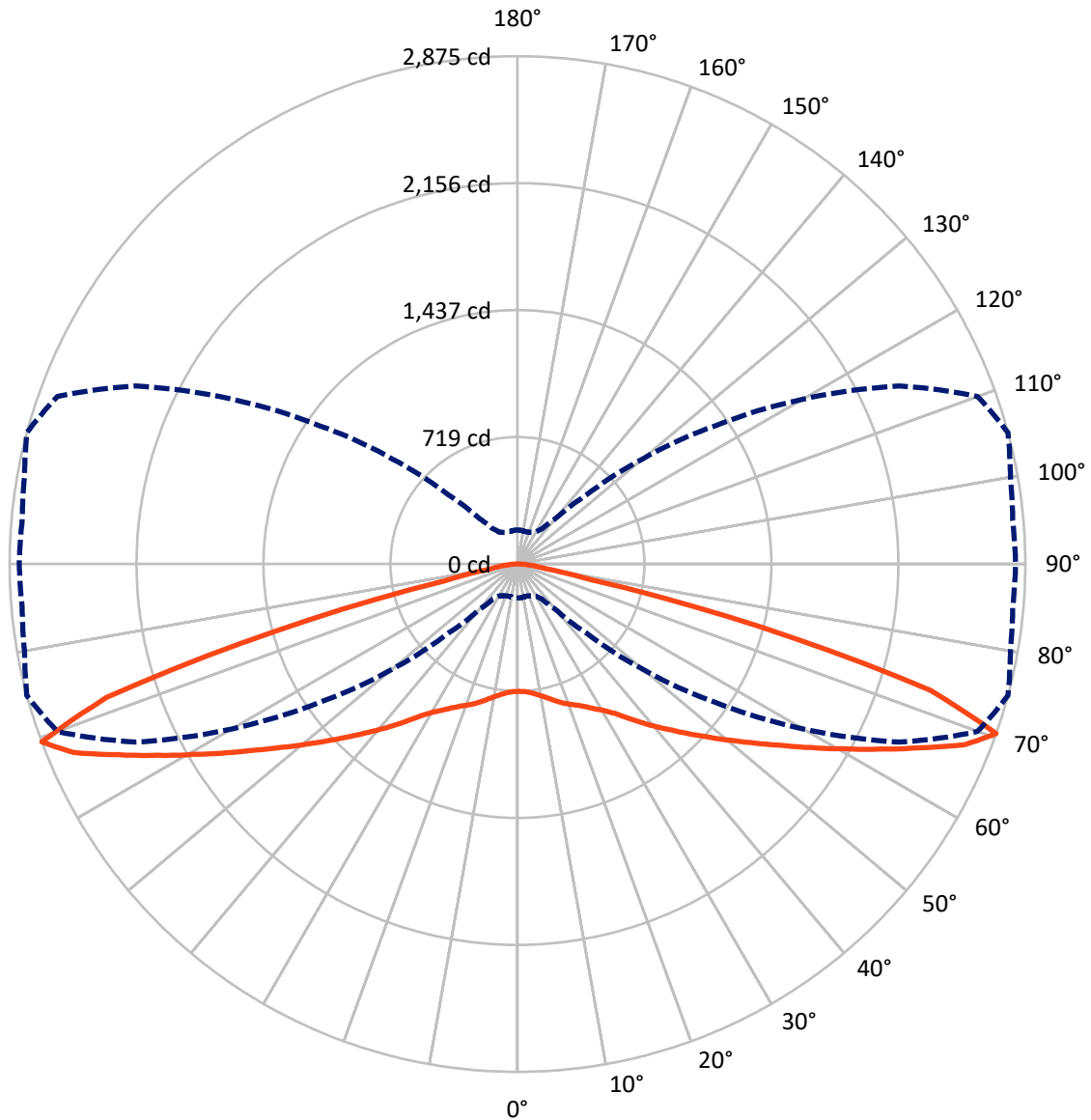
× Max cd
 - - - 1/2 Max cd



Based on 10 foot mounting height. Maximum calculated value = 7.3 fc
 Type II - Medium - Full Cutoff

REPORT NUMBER: P200263
CATALOG NUMBER: GWC-AF-01-LED-E1-RW-7050

Luminous Intensity Polar Plot



— Vertical Plane Through 75-Deg Lateral - - - Horizontal Cone Through 70-Deg Vertical

REPORT NUMBER: P200263
 CATALOG NUMBER: GWC-AF-01-LED-E1-RW-7050

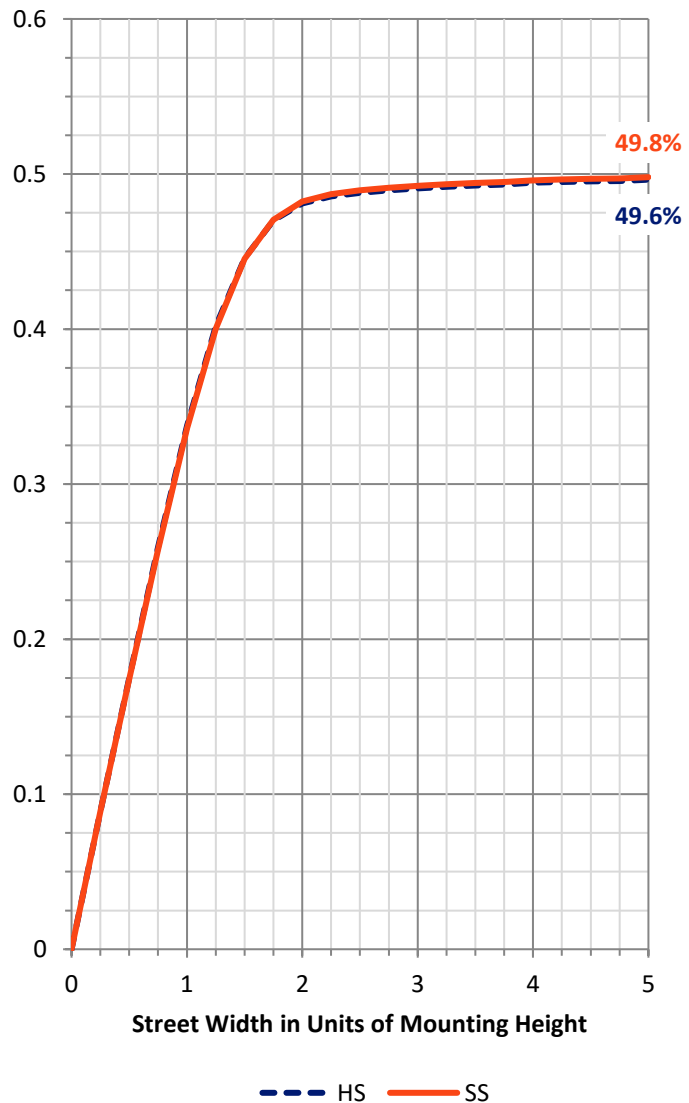
FLUX DISTRIBUTION:

		Downward	Upward	Total
House Side	Lumens	3249.0	0.0	3249.0
	% Fixture	50.0	0.0	50.0
Street Side	Lumens	3249.0	0.0	3249.0
	% Fixture	50.0	0.0	50.0
Total	Lumens	6498.0	0.0	6498.0
	% Fixture	100.0	0.0	100.0

Coefficient of Utilization

ZONAL LUMENS:

Zone	Lumens	% Fixture
0°-10°	69.1	1.1
10°-20°	214.8	3.3
20°-30°	404.3	6.2
30°-40°	715.9	11.0
40°-50°	1197.2	18.4
50°-60°	1668.3	25.7
60°-70°	1547.1	23.8
70°-80°	616.6	9.5
80°-90°	64.8	1.0
90°-100°	0.0	0.0
100°-110°	0.0	0.0
110°-120°	0.0	0.0
120°-130°	0.0	0.0
130°-140°	0.0	0.0
140°-150°	0.0	0.0
150°-160°	0.0	0.0
160°-170°	0.0	0.0
170°-180°	0.0	0.0
0°-90°	6498.0	100.0
0°-180°	6498.0	100.0



REPORT NUMBER: P200263

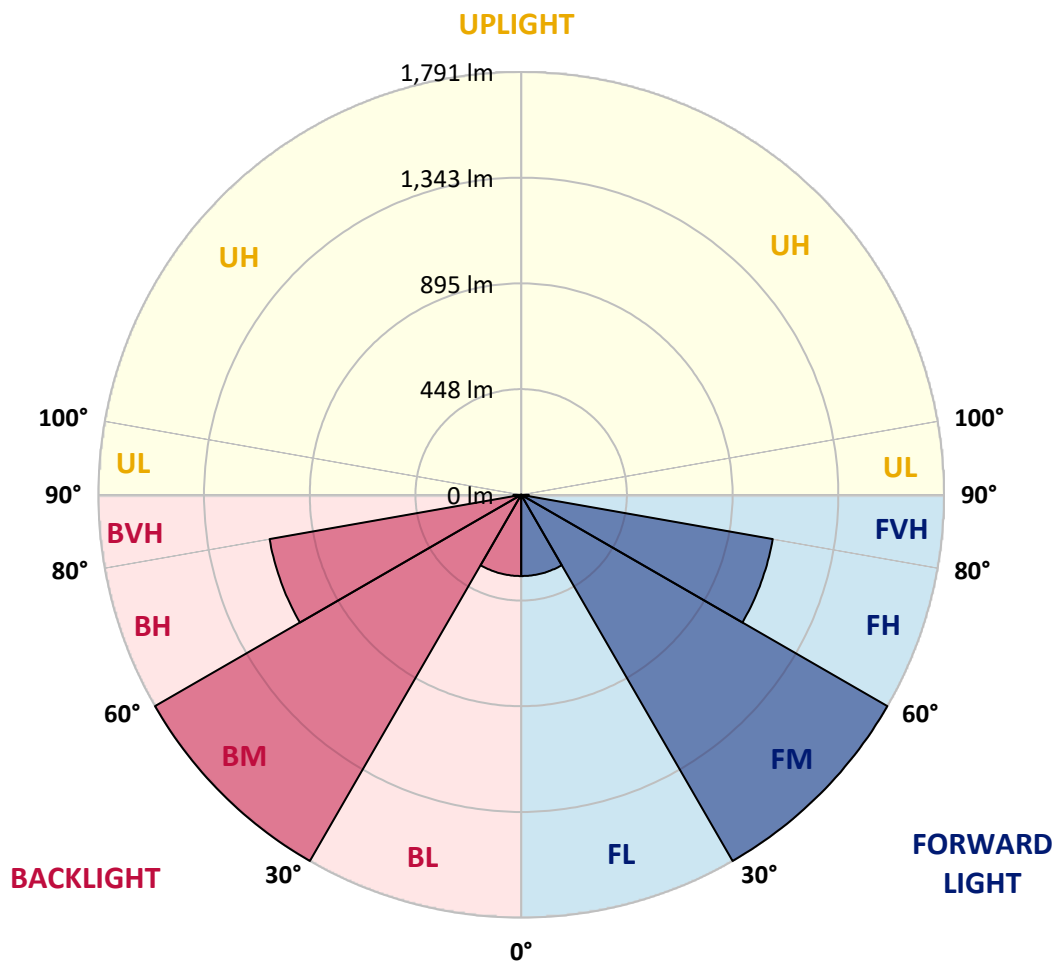
CATALOG NUMBER: GWC-AF-01-LED-E1-RW-7050

LUMINAIRE CLASSIFICATION SYSTEM LUMEN TABLE AND BUG RATING:

Zone		Lumens	% Fixture	Zone Rating/Lumen Limit		
				B	U	G
FL	(0°-30°)	344.1	5.3			
FM	(30°-60°)	1790.7	27.6			
FH	(60°-80°)	1081.8	16.6			G1/1800
FVH	(80°-90°)	32.4	0.5			G1/100
BL	(0°-30°)	344.1	5.3	B1/500		
BM	(30°-60°)	1790.7	27.6	B2/2500		
BH	(60°-80°)	1081.8	16.6	B3/2500		G3/2500
BVH	(80°-90°)	32.4	0.5			G1/100
UL	(90°-100°)	0.0	0.0		U0/0	
UH	(100°-180°)	0.0	0.0		U0/0	

BUG Rating: B3-U0-G3

Type II Medium





REPORT NUMBER: P200263

CATALOG NUMBER: GWC-AF-01-LED-E1-RW-7050

CANDELA DISTRIBUTION (FULL):

	0°	5°	10°	15°	20°	25°	30°	35°	40°	45°	50°
0°	720.8	720.8	720.8	720.8	720.8	720.8	720.8	720.8	720.8	720.8	720.8
2.5°	719.6	718.9	719.6	719.2	719.9	719.9	720.5	721.7	721.7	722.6	722.3
5°	712.5	712.2	713.1	714.0	714.9	716.8	718.6	721.4	723.5	725.1	726.6
7.5°	698.7	698.7	699.9	702.0	704.2	708.2	712.5	718.0	723.5	728.2	732.1
10°	687.3	687.9	689.5	693.1	696.8	703.0	708.8	716.8	724.5	732.1	738.3
12.5°	680.5	681.5	684.2	689.8	695.9	704.2	713.1	723.2	731.8	741.0	747.2
15°	682.7	683.3	687.3	694.1	702.0	712.5	724.5	736.4	746.6	756.4	764.7
17.5°	694.7	695.6	700.2	707.9	716.2	728.5	741.4	754.9	767.5	778.5	788.7
20°	716.2	717.1	722.9	731.2	741.0	753.6	766.5	780.7	794.8	806.5	817.8
22.5°	746.6	748.1	753.6	761.9	773.0	786.5	801.9	816.9	830.4	841.2	851.3
25°	786.5	789.9	795.1	804.3	816.0	828.3	844.9	860.2	873.1	883.2	890.6
27.5°	843.0	847.6	851.6	860.5	871.9	883.5	900.1	913.6	925.9	935.8	941.3
30°	917.9	922.5	926.5	935.1	945.6	956.6	972.3	984.3	992.0	999.6	999.3
32.5°	1008.8	1013.8	1015.3	1024.5	1035.3	1047.2	1061.4	1068.1	1074.3	1075.2	1069.7
35°	1110.5	1113.0	1119.1	1131.4	1143.7	1153.5	1167.0	1170.4	1170.4	1165.8	1153.5
37.5°	1222.0	1223.5	1232.1	1245.9	1258.5	1268.7	1277.9	1284.6	1281.2	1271.4	1250.8
40°	1344.2	1347.0	1359.3	1371.5	1385.7	1395.2	1405.0	1406.2	1402.9	1388.4	1360.5
42.5°	1460.9	1463.4	1475.6	1495.0	1513.4	1526.6	1535.8	1537.7	1526.9	1513.7	1479.0
45°	1561.3	1567.8	1583.7	1606.5	1633.2	1651.9	1664.5	1669.7	1660.2	1643.0	1602.8
47.5°	1640.9	1647.3	1670.0	1697.1	1730.2	1760.6	1781.5	1792.6	1790.1	1777.2	1733.3
50°	1699.2	1705.4	1729.9	1763.1	1801.8	1839.6	1875.2	1901.6	1910.8	1905.0	1864.8
52.5°	1706.0	1716.1	1745.0	1789.5	1839.9	1891.5	1942.1	1987.0	2017.4	2022.0	1992.2
55°	1611.7	1621.8	1661.8	1727.8	1802.7	1886.9	1967.9	2043.5	2103.4	2134.1	2118.4
57.5°	1389.4	1407.5	1449.5	1526.9	1637.2	1763.1	1892.4	2026.6	2148.5	2229.9	2245.6
60°	1064.7	1086.2	1128.6	1210.9	1333.8	1483.9	1656.5	1854.9	2070.2	2253.2	2362.6
62.5°	683.0	703.3	747.8	819.4	919.5	1082.2	1267.4	1503.0	1792.3	2081.3	2341.7
65°	351.0	362.1	385.4	428.7	506.7	628.3	794.5	1029.4	1360.2	1716.7	2093.2
67.5°	222.3	224.5	229.7	235.9	255.8	297.9	375.3	521.8	793.9	1165.8	1606.5
70°	192.2	192.2	189.8	188.9	191.3	197.2	209.1	243.2	335.1	553.4	926.5
72.5°	176.0	174.1	169.8	166.5	165.8	165.8	168.3	173.5	188.3	225.4	362.7
75°	162.2	156.9	151.1	147.1	145.6	144.0	143.7	144.6	147.7	153.6	173.2
77.5°	145.3	138.5	131.7	127.8	125.9	123.8	121.9	119.8	118.2	120.1	128.7
80°	125.0	117.3	112.1	109.6	107.8	104.7	100.7	97.0	93.7	93.1	98.3
82.5°	100.7	91.8	92.1	93.1	89.7	85.4	81.1	77.1	71.2	68.2	71.2
85°	81.4	76.8	74.6	80.5	75.5	69.1	62.3	55.3	46.1	38.7	42.1
87.5°	31.6	31.6	47.3	72.8	65.4	53.4	45.8	39.0	24.3	18.7	19.0
90°	0.0	0.0	0.0	0.0	0.0	0.0	0.0	0.0	0.0	0.0	0.0



REPORT NUMBER: P200263

CATALOG NUMBER: GWC-AF-01-LED-E1-RW-7050

CANDELA DISTRIBUTION (continued):

	55°	60°	65°	70°	75°	80°	85°	90°
0°	720.8	720.8	720.8	720.8	720.8	720.8	720.8	720.8
2.5°	722.0	722.6	722.3	722.0	722.0	721.7	722.0	722.0
5°	727.5	729.1	729.1	729.7	729.7	730.0	730.3	730.0
7.5°	735.8	738.6	740.4	742.6	742.9	743.2	743.8	743.2
10°	744.1	749.6	753.6	757.6	759.5	760.1	760.7	760.7
12.5°	754.6	762.2	769.3	776.4	779.7	781.6	781.6	782.8
15°	771.8	779.4	787.7	797.2	803.1	806.2	807.1	807.1
17.5°	796.0	802.8	809.8	819.1	826.4	830.4	831.3	831.0
20°	824.3	830.7	834.7	840.6	847.0	851.6	852.8	852.8
22.5°	856.5	860.2	860.8	862.7	867.9	874.0	876.8	877.4
25°	892.1	893.1	890.6	890.6	894.0	899.8	902.6	902.9
27.5°	938.2	933.6	927.5	925.3	927.5	934.2	937.6	938.8
30°	995.6	984.6	970.5	962.8	961.6	970.5	976.6	977.5
32.5°	1061.4	1045.4	1026.7	1011.0	1007.0	1012.5	1019.9	1019.6
35°	1139.4	1120.3	1097.6	1077.6	1068.4	1074.0	1084.4	1085.6
37.5°	1229.3	1204.5	1178.4	1153.2	1138.8	1140.3	1151.3	1155.0
40°	1329.8	1297.5	1264.7	1230.9	1210.3	1206.3	1219.8	1222.0
42.5°	1437.3	1395.8	1354.3	1312.6	1286.2	1280.0	1295.7	1294.8
45°	1551.8	1499.0	1450.5	1404.4	1373.1	1363.9	1376.8	1376.8
47.5°	1675.0	1609.9	1552.1	1499.9	1465.8	1452.6	1464.9	1465.8
50°	1805.5	1736.4	1668.5	1610.5	1569.6	1552.7	1568.7	1571.2
52.5°	1935.4	1868.1	1799.6	1733.3	1683.9	1663.3	1681.7	1689.7
55°	2067.1	2001.1	1935.7	1870.9	1812.2	1788.0	1807.6	1817.8
57.5°	2206.3	2145.1	2082.8	2017.4	1960.9	1923.1	1944.0	1957.5
60°	2369.3	2317.1	2252.3	2180.2	2123.0	2084.6	2096.6	2108.6
62.5°	2498.3	2518.6	2463.6	2380.1	2306.7	2257.5	2269.2	2281.8
65°	2436.0	2643.9	2692.7	2608.3	2506.6	2430.1	2425.2	2431.7
67.5°	2036.1	2440.0	2734.5	2814.9	2729.9	2623.6	2604.0	2613.5
70°	1362.0	1865.1	2384.7	2771.6	2874.5	2833.4	2814.0	2819.9
72.5°	654.1	1086.2	1617.8	2132.2	2445.5	2589.2	2635.3	2657.7
75°	239.2	431.2	779.7	1175.0	1418.5	1642.1	1788.0	1847.6
77.5°	144.3	174.1	249.1	375.0	424.7	475.4	455.7	465.6
80°	106.9	120.7	136.7	153.6	159.1	159.1	152.9	148.0
82.5°	74.9	83.8	91.5	100.7	103.2	98.6	81.1	64.5
85°	48.2	52.2	55.6	61.4	59.9	57.1	38.4	34.1
87.5°	22.1	25.2	26.4	29.2	27.9	26.7	19.0	16.0
90°	0.0	0.0	0.0	0.0	0.0	0.0	0.0	0.0

(END OF REPORT)